

Guide: Using *Our Storyscape* to Supplement Your Current Curriculum

January 06, 2023

Overview

Even if you are currently using a different curriculum, such as National Geographic's *Pathways* or *Impact*, you can still incorporate many elements from *Our Storyscape* into your lessons as soon as today! *Our Storyscape* has a wealth of materials from which to choose, including those focused on storytelling, those that explore cultural topics through authentic resources, and those that target specific grammar and vocabulary using interactive online tools. Supplementing your lessons with resources from *Our Storyscape* will re-engage your students, expose them to interesting culture and unique stories, and help you develop your teaching practice. This guide will give you some easy ways to use *Our Storyscape* as a supplement in your classroom.



Goals

1. To give you ideas on how to easily incorporate materials from *Our Storyscape* into your current curriculum.
2. To help you enhance your existing curriculum with stories (and story-based teaching techniques) as well as authentic materials and other rich cultural materials.

General Recommendations

1. Finding specific topics or types of content



Whether you're looking for a specific grammar topic, a story on a particular subject, or cultural material pertaining to a specific country, there are a few easy ways to locate materials by topic in *Our Storyscape*. First, you can search within the content of your title.


To do this, log in to a title, click on the Tools icon , click on the Search button , and then type the keywords for the content you are looking for. The system will show you all of the pages that contain your search term. Click on a page from the list to get a better sense of how that content relates to your search term.

Search

Clear Results



[Appendix | Short Stories | Story 5 | Activity 1: Multiple Choice](#)
[Appendix | Short Stories | Story 5 | Thank You, Tree](#)
[Appendix | Short Stories | Story 5 | Activity 2: Fill in the Blanks](#)
[Unit 5 | Story 2 | A New Mother](#)
[Unit 5 | Story 4 | Picture Talk](#)
[Unit 1 | Culture and Connections | Interviews | Mimi's Routine](#)
[Unit 6 | Assessments | Grammar Assessment](#)
[Unit 2 | Culture and Connections | Interviews | Your Favorite Holiday](#)
[Unit 2 | Story 5 | Activity 4: Speaking](#)
[Unit 5 | Vocabulary | Activity 5: True or False?](#)

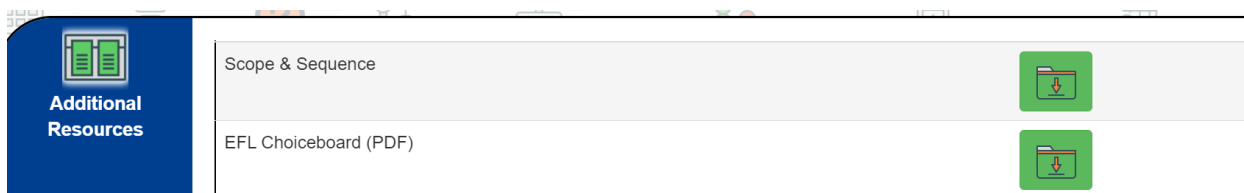
- Introduction
- ▼ Unit 1
 - Overview 
 - Can-Do Pre-Assessment
 - Story 1
 - Story 2
 - Story 3
 - Story 4
 - Story 5
 - Culture and Connections
 - Grammar
 - Vocabulary
 - Assessments 
 - Can-Do Checklist

You can also get more insight into a unit's content in the Overview section at the beginning of each unit. Click on the Directory icon  at the top of the page to navigate there. The Overview section lists the vocabulary and grammar covered in each story of that unit. These sections will help you locate stories, resources, and activities specific to the topics you're already teaching in class.

EFL Level A2 | Unit 1 | Overview

| Story | Vocabulary | Grammar |
|-----------------------------|---|--|
| The Perfect Home | High frequency verbs (to be, to do, to have, to say), rooms and parts of the house, furniture | Past tense of common regular and irregular verbs |
| What a Chore! | Household chores, adjectives to describe places | Past tense of regular verbs |
| Miss Maeve and the Raccoon | Daily routines | Possessive adjectives and pronouns |
| The Best Soup in the Galaxy | Kitchen items | Possessive pronouns |
| Label Maker to the Rescue | Review | Review |

Another way to find specific topics is to look at the Scope and Sequence. To get there, click on the Teacher's Panel  and then click Resources . You will find the Scope and Sequence among a list of other useful resources. The Scope and Sequence lists the target vocabulary and culture, story content, and cultural topics covered in each unit.





Once you know how to find material on specific topics, it's just a matter of reviewing it and deciding which resources will be the best fit for your classroom!

2. Using the materials online or offline

Our Storyscape can be used in online, hybrid, and in-person class settings. You can project maps, stories, videos, and more to get the whole class to participate. You can also assign activities to students so they can work from their devices in pairs or individually. The online activities are a great way to engage your students with videos of native speaker interviews, cultural photographs and maps, and authentic materials.

Students have access to auto-graded activities, as well as integrated writing and speaking tasks that will boost their communicative skills. All these activities are enhanced in our online interactive platform.

Additionally, the Print button  allows you to print activities and stories and work with your students offline. For additional printable resources, click on the Resources button  in the Teacher's Panel. There, you'll find Exit Tickets, which you can use for goal-setting and for students to self-reflect on their progress. The Resources section also includes printable graphic organizers which allow students to compare and contrast concepts, stories, cultural elements, and more. You will also find observation worksheets for the unit-specific class projects. Print out these worksheets and use them alongside the unit projects to enhance the STEAM, mindfulness, and Social Emotional Learning activities.

Our Storyscape is flexible, adaptable, and able to meet the needs of all classroom settings, no matter what technology you have (or don't have) or whether you're teaching in person or virtually!


Specific Topics by Level


Level A1

1. Story-based Tips and Strategies

Stories are a wonderful way to engage students and teach a language, and *Our Storyscape* stands apart from other textbooks for the wonderful stories that are the core of every unit. These stories not only support language acquisition, but they also convey cultural information and values that will enrich your lesson. With audio, illustrations, and interactive activities, the stories and their accompanying resources provide a rich experience for students. For example, Story 4 in Unit 2, "Music Is Good for You," presents three ways to enjoy the story. Your students can take a look at the sequence of illustrations with the story and predict what happens, then find out if their predictions are

correct after they read the story. You can also play the audio of the story to practice listening comprehension and see whether your students understood most of the

story. The speed tool  allows you to select the speed of the audio to support personalized scaffolding. After pronunciation and intonation are modeled during listening, you can ask students to take turns as they read parts of the story, or you can focus on reading together.



Music Is Good for You

▼ Grammar

► Present Simple Tense

▼ Prepositions of Time

Teacher Notes 

Slideshow

Exercise 1 

Exercise 2

Exercise 3 

In this story, students will be learning time expressions and days of the week in context. They will also practice prepositions of time in the grammar section of Unit 2. It comes with a slideshow full of examples and clear explanations. As an extension activity, students can work on the mindfulness project that proposes breathing exercises while listening to mellow music.

2. Communicative Tasks and Authentic Materials

Providing students opportunities to effectively communicate in the target language is the ultimate goal in language teaching. *Our Storyscape* presents authentic tasks that

mimic real-life situations in the three modes of communication: presentational, interpretive, and interpersonal. Students are given a specific context in which to interact. For example, the context, in this case, is an exchange trip to Canada. The communicative tasks that derive from this context can be used separately or all together depending on your students' needs.

EFL Level A1 | Unit 2 | Assessments | Integrated Performance Assessment | Context


Context

You are going to Canada for one month in a student exchange. You are very excited and you want to get to know the school and your classmates.

In the interpretive task, students will practice their comprehension skills through text, audio, or a combination of both. In this example, students will read an email from a new teacher in Canada and answer questions about the information in the email.

EFL Level A1 | Unit 2 | Assessments | Integrated Performance Assessment | Interpretive Reading 📖 🔍

Interpretive Reading


 I can read and understand an email from a teacher and a school timetable.

Your new teacher in Canada is Mr. Holder. He is very friendly and writes you an email with your new timetable. Read his email and the timetable and answer the comprehension questions.

The interpersonal task entails interacting with another person through written or oral communication. Students are asked to engage in meaningful interactions so they are prepared to do it when needed. In this example, students are asked to write a reply email to Mr. Holder.

EFL Level A1 | Unit 2 | Assessments | Integrated Performance Assessment | Interpersonal Writing 📝

Interpersonal Writing

 I can reply informally to an email from a teacher.

Reply briefly to Mr. Holder's email. Include the following:

- A greeting

The presentational task can be completed in spoken or written form. In this example, students will be recording a presentation of personal information for Mr. Holder to share with the rest of the class. This speaking activity provides detailed introductions and aspects to include in the presentation so your students know exactly what information to mention. Remember, you don't necessarily need to provide the entire lesson. In the case of communicative tasks, you can give them to your students as a single activity that provides an interesting and authentic experience! Give your students more opportunities to experience real-life communication with up-to-date materials that you will not find in other textbooks.

EFL Level A1 | Unit 2 | Assessments | Integrated Performance Assessment | Presentational Speaking

Presentational Speaking



I can talk about my school, my favorite subjects, and sports.

Make a recording about your school and your favorite subjects and sports for Mr. Holder to share with your new classmates.

- Greet and say your name, age, and where you are from
- Describe your school (its name, what rooms it has like a cafeteria, a gym, etc.)
- Say the subjects you study
- Say the sports that students play at your school

Authentic materials give your students exposure to the use of the target language in the native speakers' community. However, finding the right level-appropriate resource is time-consuming. *Our Storyscape* provides various authentic materials with ready-made activities in each unit. For example, suppose you are teaching your students the vocabulary of school objects. In that case, you can challenge your students' communicative skills with this school supplies ad that comes with comprehension activities.

EFL Level A1 | Unit 2 | Culture and Connections | Authentic Materials | School Supplies

50¢

2-pocket poly folder and report cover
24,297,293-folder
24,297,309-report cover with fasteners
Limit 30. SKUs may vary online.

Staples® cap erasers, 12/pack
1471801-pink
771352-assorted colors
Limit 30.

Ruled 3" x 5" white index cards, 100/pack
296608
Limit 30.

Staples® 9.75" x 7.5" composition notebook, college ruled
Assorted SKUs.
Also available in wide ruled.
Limit 30.

STAPLES®
Dual-Use Pencil Sharpener
Limit 30.

24 Crayola
Crayons
Assorted colors
Limit 30.

3. Cultural Materials

It is also essential to develop intercultural sensitivity by exploring other cultures. *Our Storyscape* combines high-quality images with cutting-edge technology. These materials explore the culture of English-speaking countries and encourage students to investigate the products, practices, and perspectives of the culture. The Voces® platform allows you to take your students on virtual tours to different countries of the English-speaking world through the panoramas, maps, and videos included in each unit. You can take your students on a virtual tour of Stonehenge while they develop their communication and critical thinking skills. This 360° image will enhance your students' experience.




Use the printable graphic organizer in the Resources section and ask your students to point out differences and similarities between Stonehenge and a local monument of their culture.

Level A2

1. Story-based Tips and Strategies

Apart from their linguistic function, the stories in *Our Storyscape* provide a great foundation for lifelong learning. Stories are a powerful tool to teach values, inspire positive actions, and allow students to express themselves. For example, Story 5 from Unit 3, "Fire in the Park," discusses developing resilience to overcome difficult situations. This story shows how a dry thunderstorm caught

Martha's beloved park on fire and how she volunteered to help her community to fix the damage to the park. She learned to turn a scary situation into an opportunity to help her community. You can use inspirational stories like this to transform your classes and develop positive lifelong lessons.



2. Authentic Materials

In level A2, students have even more opportunities to deepen their understanding of authentic resources in different topics. Suppose you are covering the topic of health. You can expand your students' vocabulary on health and even develop further breathing exercises and yoga poses for a moment of relaxation. With this resource, you can include kinesthetic activities while learning yoga poses and breathing exercises to help students oxygenate their brains and improve concentration. *Our Storyscape* provides a holistic approach to education that no other resource can.

THE BENEFITS OF YOGA: WHY MEN NEED IT, TOO

Yoga isn't just for people who own leggings, a pink mat, and who rock man buns. If you're looking for a natural way to relieve stress, loosen tight muscles or joints, increase flexibility, and feel better, then yoga is your answer. You can still lift weights, climb mountains, and tackle obstacle courses -- and yoga will help you with the flexibility you to continue all of those activities and more.



What is Yoga?
Yoga is a combination of different postures, breathing patterns and meditation.

3. Cultural Materials

People and Places is a new section in level A2. It provides a very insightful exploration of different cultures in the English-speaking world. Students will approach the culture of a specific country from different perspectives. The main feature of

People and Places is the comparison of two English-speaking countries under one specific topic, like healthcare. For example, students will discuss the topic of health in the UK in relation to healthy and unhealthy habits, the health system, happiness and its correlation to health, and discovery in medicine. This section provides opportunities for students to think beyond their local cultural practices and to understand other cultures while valuing and appreciating all of them.



Summary

The story-based and cultural examples provided in this guide are some of the many possible ways in which you can increase your students' progress and enthusiasm for learning the language by catering to their interests and learning styles in combination with the use of technology. This innovative approach is unique to *Our Storyscape*, and you can make a difference in your class by using our resources as your class companion. With *Our Storyscape* as your go-to resource, your class engagement is guaranteed.